




Protective visor instructions


1. Lay the visor on a flat surface



2. Take one adhesive foam block and pinch it in the middle to release the backing paper



3. Stick the foam block onto the visor between the two locating marks




4. Thread the strap through the two buckle slots



5. Adjust for size



6. Push the locking hook into the locking slot



7. Your visor is now ready for use. **Thank you and stay safe.**

